













Certificate of Analysis

Sample:KN11228003-001
Harvest/Lot ID: 21N12TOWO
Batch#: 21N12TOWO
Seed to Sale# N/A
Batch Date: 11/01/21
Sample Size Received: 7.6 gram
Total Weight/Volume: N/A
Retail Product Size: 3.8 gram
Ordered : 12/22/21
sampled : 12/22/21
Completed: 12/30/21 Expires: 12/30/22
Sampling Method: SOP Client Method

Dec 30, 2021 | Grove Inc
1710 Whitney Mesa Drive
Henderson, NV, 89014, US

PASSED
Page 1 of 1

PRODUCT IMAGE	SAFETY RESULTS								MISC.
	 Pesticides NOT TESTED	 Heavy Metals NOT TESTED	 Microbials NOT TESTED	 Mycotoxins NOT TESTED	 Residuals Solvents NOT TESTED	 Filtration NOT TESTED	 Water Activity NOT TESTED	 Moisture NOT TESTED	 Terpenes NOT TESTED

CANNABINOID RESULTS

	Total THC ND		Total THCO 0.714%		Total Cannabinoids 0.714%
--	-------------------------------	---	------------------------------------	---	--

	CBDV	CBD	CBGA	CBG	CBD	THCV	CBN	EXO-THC	D9-THC	D8-THC	D10-THC	CBC	THCA	D8-THCO	D9-THCO
%	<0.01	ND	ND	ND	ND	ND	<0.01	ND	ND	<0.01	ND	ND	ND	0.683	0.031
mg/g	<0.1	ND	ND	ND	ND	ND	<0.1	ND	ND	<0.1	ND	ND	ND	6.83	0.31
LOD	0.001	0.001	0.001	0.001	0.001	0.001	0.001	0.002	0.001	0.001	0.001	0.001	0.001	0.002	0.002
	%	%	%	%	%	%	%	%	%	%	%	%	%	%	%

Cannabinoid Profile Test

Analyzed by 113	Weight 0.2184g	Extraction date : 12/28/21 01:12:28	Extracted By : 113
Analysis Method - Expanded Measurement of Uncertainty: Flower Matrix d9-THC:12.7%, THCA: 9.5%, TOTAL THC 11.1%. These uncertainties represent an expanded uncertainty expressed at approximately the 95% confidence level using a coverage factor k=2 for a normal distribution.			
Analytical Batch - KN001749POT Instrument Used : HPLC E-SHI-008	Running On :	Reviewed On - 12/29/21 08:58:56	Batch Date : 12/28/21 08:37:17
Reagent 081321.R04 122121.R01 122121.R02	Dilution 40	Consums. ID 947.271 0030220	

Full spectrum cannabinoid analysis utilizing High Performance Liquid Chromatography with UV detection (HPLC-UV). (Method: SOP.T.30.050 for sample prep and Shimadzu High Sensitivity Method SOP.T.40.020 for analysis).
*Based on FL action limits.

This report shall not be reproduced, unless in its entirety, without written approval from Kaycha Labs. This report is an Kaycha Labs certification. The results relate only to the material or product analyzed. Test results are confidential unless explicitly waived otherwise. Void after 1 year from test end date. Cannabinoid content of batch material may vary depending on sampling error. IC=In-control QC parameter, NC=Non-controlled QC parameter, ND=Not Detected, NA=Not Analyzed, ppm=Parts Per Million, ppb=Parts Per Billion. Limit of Detection (LoD) and Limit Of Quantitation (LoQ) are terms used to describe the smallest concentration that can be reliably measured by an analytical procedure. RPD=Reproducibility of two measurements. Action Levels are State determined thresholds for human safety for consumption and/or inhalation. The result >99% are variable based on uncertainty of measurement (UM) for the analyte. The UM error is available from the lab upon request. The "Decision Rule" for the pass/fail does not include the UM. The limits are based on F.S. Rule 64-4.310.

Sue Ferguson
Lab Director
State License # n/a
ISO Accreditation #
17025:2017


Signature

12/30/21
Signed On