



Certificate of Analysis

Sample:KN1130002-002
Harvest/Lot ID: 21112SC
Batch#: 21112SC
Seed to Sale# N/A
Batch Date: 11/12/21
Sample Size Received: 12 ml
Total Weight/Volume: N/A
Retail Product Size: 1 ml
Ordered : 11/24/21
sampled : 11/24/21
Completed: 12/02/21 Expires: 12/02/22
Sampling Method: SOP Client Method

PASSED

Page 1 of 4

Dec 02, 2021 | Grove Inc

1710 Whitney Mesa Drive
Henderson, NV, 89014, US

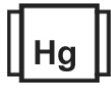
PRODUCT IMAGE



SAFETY RESULTS



Pesticides
PASSED



Heavy Metals
PASSED



Microbials
PASSED



Mycotoxins
PASSED



Residuals Solvents
PASSED



Filtration
PASSED



Water Activity
NOT TESTED



Moisture
NOT TESTED



Terpenes
NOT TESTED

MISC.

CANNABINOID RESULTS



Total THC
37.519%



Total d8-THC
40.424%



Total Cannabinoids
78.432%



Filtration

PASSED

Analyzed By	Weight	Extraction date	Extracted By
1692	0.5705g	NA	NA
Analyte	LOD	Result	
Filtration and Foreign Material	0.3	ND	
Analysis Method -SOP.T.40.013		Batch Date : 11/30/21 12:55:00	
Analytical Batch -KN001624FIL		Reviewed On - 11/30/21 12:57:17	
Instrument Used : E-AMS-138 Microscope			
Running On :			

This includes but is not limited to hair, insects, feces, packaging contaminants, and manufacturing waste and by-products. A SW-2113 Stereo Microscope is used for inspection.

	CBDV	CBDA	CBGA	CBG	CBD	THCV	CBN	EXO-THC	D9-THC	D8-THC	D10-THC	CBC	THCA	D8-THCO	D9-THCO
%	0.039	ND	<0.01	0.054	0.053	<0.01	0.154	ND	0.158	40.424	ND	0.031	ND	35.548	1.971
mg/g	0.39	ND	<0.1	0.54	0.53	<0.1	1.54	ND	1.58	404.24	ND	0.31	ND	355.48	19.71
LOD	0.001	0.001	0.001	0.001	0.001	0.001	0.001	0.002	0.001	0.001	0.001	0.001	0.001	0.002	0.002
%	%	%	%	%	%	%	%	%	%	%	%	%	%	%	%

Cannabinoid Profile Test

Analyzed by	Weight	Extraction date :	Extracted By :
113	0.2184g	11/30/21 04:11:05	143
Analysis Method -Expanded Measurement of Uncertainty: Flower Matrix d9-THC:12.7%, THCA: 9.5%, TOTAL THC 11.1%. These uncertainties represent an expanded uncertainty expressed at approximately the 95% confidence level using a coverage factor K=2 for a normal distribution.			
Analytical Batch -KN001625POT Instrument Used : HPLC E-SHI-008		Running On :	
Reagent		Dilution	Consums. ID
		40	

Full spectrum cannabinoid analysis utilizing High Performance Liquid Chromatography with UV detection (HPLC-UV). (Method: SOP.T.30.050 for sample prep and Shimadzu High Sensitivity Method SOP.T.40.020 for analysis.)
*Based on FL action limits.

This report shall not be reproduced, unless in its entirety, without written approval from Kaycha Labs. This report is a Kaycha Labs certification. The results relate only to the material or product analyzed. Test results are confidential unless explicitly waived otherwise. Void after 1 year from test end date. Cannabinoid content of batch material may vary depending on sampling error. IC=In-control QC parameter, NC=Non-controlled QC parameter, ND=Not Detected, NA=Not Analyzed, ppm=Parts Per Million, ppb=Parts Per Billion. Limit of Detection (LoD) and Limit of Quantitation (LoQ) are terms used to describe the smallest concentration that can be reliably measured by an analytical procedure. RPD=Reproducibility of two measurements. Action Levels are State determined thresholds for human safety for consumption and/or inhalation. The result >99% are variable based on uncertainty of measurement (UM) for the analyte. The UM error is available from the lab upon request. The "Decision Rule" for the pass/fail does not include the UM. The limits are based on F.S. Rule 64-4.310.

Sue Ferguson
Lab Director
State License # n/a
ISO Accreditation #
17025:2017

Sue Ferguson
Signature

12/02/21
Signed On



Certificate of Analysis

PASSED

Grove Inc

1710 Whitney Mesa Drive
Henderson, NV, 89014, US
Telephone: (702) 817-2113
Email: hadleah@cdb.io

Sample : KN1130002-002

Harvest/LOT ID: 21112SC

Batch# : 21112SC

Sampled : 11/24/21

Ordered : 11/24/21

Sample Size Received : 12 ml

Total Weight/Volume : N/A

Completed : 12/02/21 Expires: 12/02/22

Sample Method : SOP Client Method

Page 2 of 4



Pesticides

PASSED

Pesticides	LOD	Units	Action Level	Result	Pesticides	LOD	Units	Action Level	Result
ABAMECTIN B1A	0.01	ppm	0.3	ND	PIPERONYL BUTOXIDE	0.01	ppm	3	ND
ACEPHATE	0.01	ppm	3	ND	PRALLETHRIN	0.01	ppm	0.4	ND
ACEQUINOCL	0.01	ppm	2	ND	PROPICONAZOLE	0.01	ppm	1	ND
ACETAMIPRID	0.01	ppm	3	ND	PROPOXUR	0.01	ppm	0.1	ND
ALDICARB	0.01	ppm	0.1	ND	PYRETHRINS	0.01	ppm	1	ND
AZOXYSTROBIN	0.01	ppm	3	ND	PYRIDABEN	0.01	ppm	3	ND
BIFENAZATE	0.01	ppm	3	ND	SPINETORAM	0.01	ppm	3	ND
BIFENTHRIN	0.01	ppm	0.5	ND	SPIROMESIFEN	0.01	ppm	3	ND
BOSCALID	0.01	ppm	3	ND	SPIROTETRAMAT	0.01	ppm	3	ND
CARBARYL	0.01	ppm	0.5	ND	SPIROXAMINE	0.01	ppm	0.1	ND
CARBOFURAN	0.01	ppm	0.1	ND	TEBUCONAZOLE	0.01	ppm	1	ND
CHLORANTRANILIPROLE	0.01	ppm	3	ND	THIACLOPRID	0.01	ppm	0.1	ND
CHLORMEQUAT CHLORIDE	0.01	ppm	3	ND	THIAMETHOXAM	0.01	ppm	1	ND
CHLORPYRIFOS	0.01	ppm	0.1	ND	TOTAL SPINOSAD	0.01	ppm	3	ND
CLOFENTEZINE	0.01	ppm	0.5	ND	TRIFLOXYSTROBIN	0.01	ppm	3	ND
COUMAPHOS	0.01	ppm	0.1	ND					
CYPERMETHRIN	0.01	ppm	1	ND					
DAMINOZIDE	0.01	ppm	0.1	ND					
DAZANON	0.01	ppm	0.2	ND					
DICHLORVOS	0.01	ppm	0.1	ND					
DIMETHOATE	0.01	ppm	0.1	ND					
DIMETHOMORPH	0.01	ppm	3	ND					
ETHOPROPHOS	0.01	ppm	0.1	ND					
ETOFENPROX	0.01	ppm	0.1	ND					
ETOXAZOLE	0.01	ppm	1.5	ND					
FENHEXAMID	0.01	ppm	3	ND					
FENOXYCARB	0.01	ppm	0.1	ND					
FENPYROXIMATE	0.01	ppm	2	ND					
FIPRONIL	0.01	ppm	0.1	ND					
FLONICAMID	0.01	ppm	2	ND					
FLUDIOXONIL	0.01	ppm	3	ND					
HEXYTHIAZOX	0.01	ppm	2	ND					
IMAZALIL	0.01	ppm	0.1	ND					
IMIDACLOPRID	0.01	ppm	3	ND					
KRESOXIM-METHYL	0.01	ppm	1	ND					
MALATHION	0.01	ppm	2	<0.05					
METALAXYL	0.01	ppm	3	ND					
METHIOCARB	0.01	ppm	0.1	ND					
METHOMYL	0.01	ppm	0.1	ND					
MEVINPHOS	0.01	ppm	0.1	ND					
MYCLOBUTANIL	0.01	ppm	3	ND					
NALED	0.01	ppm	0.5	ND					
OXAMYL	0.01	ppm	0.5	ND					
PACLOBUTRAZOL	0.01	ppm	0.1	ND					
PERMETHRINS	0.01	ppm	1	ND					
PHOSMET	0.01	ppm	0.2	ND					



Pesticides

PASSED

Analyzed by 143	Weight 0.5249g	Extraction date 12/01/21 09:12:40	Extracted By 143
Analysis Method - SOP.T.30.060, SOP.T.40.060 , Analytical Batch - KN001616PES		Reviewed On - 11/30/21 12:57:17	
Instrument Used : E-SHI-125 Pesticides Running On :		Batch Date : 11/29/21 09:49:59	
Reagent	Dilution	Consums. ID	
110021.R03 00021.R4 111521.R03 112221.R23 112221.R24	10	200618634 947.271	

Pesticide screen is performed using LC-MS which can screen down to below single digit ppb concentrations for regulated Pesticides. Currently we analyze for 57 Pesticides. (Method: SOP.T.30.060 Sample Preparation for Pesticides Analysis via LCMSMS and SOP.T40.060 Procedure for Pesticide Quantification Using LCMS). Analytes ISO pending. *Based on FL action limits. *

This report shall not be reproduced, unless in its entirety, without written approval from Kaycha Labs. This report is an Kaycha Labs certification. The results relate only to the material or product analyzed. Test results are confidential unless explicitly waived otherwise. Void after 1 year from test end date. Cannabinoid content of batch material may vary depending on sampling error. IC=In-control QC parameter, NC=Non-controlled QC parameter, ND=Not Detected, NA=Not Analyzed, ppm=Parts Per Million, ppb=Parts Per Billion. Limit of Detection (LoD) and Limit Of Quantitation (LoQ) are terms used to describe the smallest concentration that can be reliably measured by an analytical procedure. RPD=Reproducibility of two measurements. Action Levels are State determined thresholds for human safety for consumption and/or inhalation. The result >99% are variable based on uncertainty of measurement (UM) for the analyte. The UM error is available from the lab upon request. The "Decision Rule" for the pass/fail does not include the UM. The limits are based on F.S. Rule 64-4.310.

Sue Ferguson
Lab Director
State License # n/a
ISO Accreditation #
17025:2017

Sue Ferguson
Signature

12/02/21
Signed On



Certificate of Analysis

PASSED
Grove Inc

 1710 Whitney Mesa Drive
 Henderson, NV, 89014, US
Telephone: (702) 817-2113
Email: hadleah@cbd.io

Sample : KN11130002-002
Harvest/LOT ID: 21112SC
Batch# : 21112SC
Sampled : 11/24/21
Ordered : 11/24/21
Sample Size Received : 12 ml
Total Weight/Volume : N/A
Completed : 12/02/21 Expires: 12/02/22
Sample Method : SOP Client Method
Page 3 of 4

Residual Solvents **PASSED**

Residual Solvents **PASSED**

Solvent	LOD	Units	Action Level	Pass/Fail	Result
PROPANE	500	ppm	2100	PASS	ND
BUTANES (N-BUTANE)	500	ppm	2000	PASS	ND
METHANOL	25	ppm	3000	PASS	ND
ETHYLENE OXIDE	0.5	ppm	5	PASS	4.499
PENTANES (N-PENTANE)	75	ppm	5000	PASS	ND
ETHANOL	500	ppm	5000	PASS	ND
ETHYL ETHER	50	ppm	5000	PASS	ND
1,1-DICHLOROETHENE	0.8	ppm	8	PASS	ND
ACETONE	75	ppm	5000	PASS	ND
2-PROPANOL	50	ppm	500	PASS	ND
ACETONITRILE	6	ppm	410	PASS	ND
DICHLOROMETHANE	12.5	ppm	600	PASS	ND
N-HEXANE	25	ppm	290	PASS	ND
ETHYL ACETATE	40	ppm	5000	PASS	ND
CHLOROFORM	0.2	ppm	60	PASS	ND
BENZENE	0.1	ppm	2	PASS	ND
1,2-DICHLOROETHANE	0.2	ppm	5	PASS	ND
HEPTANE	500	ppm	5000	PASS	ND
TRICHLOROETHYLENE	2.5	ppm	80	PASS	ND
TOLUENE	15	ppm	890	PASS	ND
TOTAL XYLENES - M, P & O - DIMETHYLBENZENE	15	ppm	2170	PASS	ND

Analyzed by 138	Weight 0.02263g	Extraction date 12/01/21 04:12:15	Extracted By 138
---------------------------	---------------------------	---	----------------------------

Analysis Method -SOP.T.40.032
Analytical Batch -KN001627SOL **Reviewed On - 12/02/21 15:44:58**
Instrument Used : E-SHI-106 Residual Solvents
Running On :
Batch Date : 12/01/21 08:43:13

Reagent	Dilution	Consums. ID
	1	R2017.062 G201-062

Residual solvents screening is performed using GC-MS which can detect below single digit ppm concentrations. Currently we analyze for 22 residual solvents. (Method: SOP.T.40.032 Residual Solvents Analysis via GC-MS). Analytes ISO pending. *Based on FL action limits.



Certificate of Analysis

PASSED

Grove Inc

1710 Whitney Mesa Drive
Henderson, NV, 89014, US
Telephone: (702) 817-2113
Email: hadleah@cdb.io

Sample : KN11130002-002

Harvest/LOT ID: 21112SC

Batch# : 21112SC

Sampled : 11/24/21

Ordered : 11/24/21

Sample Size Received : 12 ml

Total Weight/Volume : N/A

Completed : 12/02/21 Expires: 12/02/22


Sample Method : SOP Client Method

Page 4 of 4



Microbials

PASSED



Mycotoxins

PASSED

Analyte	LOD	Result
LISTERIA_MONOCYTOGENE		not present in 1 gram.
ESCHERICHIA_COLI_SHIGELLA_SPP		not present in 1 gram.
SALMONELLA_SPECIFIC_GENE		not present in 1 gram.
ASPERGILLUS_FLAVUS		not present in 1 gram.
ASPERGILLUS_FUMIGATUS		not present in 1 gram.
ASPERGILLUS_NIGER		not present in 1 gram.
ASPERGILLUS_TERREUS		not present in 1 gram.

Analysis Method -SOP.T.40.043

Analytical Batch -KN001626MIC Batch Date : 11/30/21 16:14:18

Instrument Used : Micro E-HEW-069

Running On :

Analyzed by	Weight	Extraction date	Extracted By
1692	1.0093g	11/30/21 04:11:56	1692

Dilution

1

Microbiological testing for Fungal and Bacterial Identification via Polymerase Chain Reaction (PCR) method consisting of sample DNA amplified via tandem Polymerase Chain Reaction (PCR) as a crude lysate which avoids purification. (Method SOP.T.40.043) If a pathogenic Escherichia Coli, Salmonella, Aspergillus fumigatus, Aspergillus flavus, Aspergillus niger, or Aspergillus terreus is detected in 1g of a sample, the sample fails the microbiological-impurity testing.

Analyte	LOD	Units	Result	Action Level
AFLATOXIN G2	0.002	ppm	ND	0.02
AFLATOXIN G1	0.002	ppm	ND	0.02
AFLATOXIN B2	0.002	ppm	ND	0.02
AFLATOXIN B1	0.002	ppm	ND	0.02
OCHRATOXIN A+	0.002	ppm	ND	0.02
TOTAL MYCOTOXINS	0.002	ppm	ND	

Analysis Method -SOP.T.30.060, SOP.T.40.060

Analytical Batch -KN001617MYC | Reviewed On - 12/01/21 10:29:04

Instrument Used : E-SHI-125 Mycotoxins

Running On :

Batch Date : 11/29/21 09:51:06

Analyzed by	Weight	Extraction date	Extracted By
143	0.5249g	12/01/21 09:12:53	143

Aflatoxins B1, B2, G1, G2, and Ochratoxins A testing using LC-MS. (Method: SOP.T.30.060 for Sample Preparation and SOP.T.40.060 Procedure for Mycotoxins Quantification Using LCMS. LOQ 1.0 ppb). Total Aflatoxins (Aflatoxin B1, B2, G1, G2) must be <20µg/Kg. Ochratoxins must be <20µg/Kg. Analytes ISO pending. *Based on FL action limits.



Heavy Metals

PASSED

Reagent	Dilution	Consums. ID
100421.02	1	7226/0030021
092121.R22		210221060
031620.03		
080421.R13		
110121.03		
040521.R04		

Metal	LOD	Unit	Result	Action Level
ARSENIC-AS	0.02	ppm	ND	1.5
CADMIUM-CD	0.02	ppm	ND	0.5
MERCURY-HG	0.02	ppm	ND	3
LEAD-PB	0.02	ppm	ND	0.5

Analyzed by	Weight	Extraction date	Extracted By
138	0.2963g	11/30/21 04:11:56	138

Analysis Method -SOP.T.40.050, SOP.T.30.052

Analytical Batch -KN001620HEA | Reviewed On - 12/02/21 15:41:32

Instrument Used : Metals ICP/MS

Running On :

Batch Date : 11/29/21 12:46:00


Heavy Metals screening is performed using ICP-MS (Inductively Coupled Plasma - Mass Spectrometer) which can screen down to below single digit ppb concentrations for regulated heavy metals using Method SOP.T.30.052 Sample Preparation for Heavy Metals Analysis via ICP-MS and SOP.T.40.050 Heavy Metals Analysis via ICP-MS. *Based on FL action limits.

This report shall not be reproduced, unless in its entirety, without written approval from Kaycha Labs. This report is an Kaycha Labs certification. The results relate only to the material or product analyzed. Test results are confidential unless explicitly waived otherwise. Void after 1 year from test end date. Cannabinoid content of batch material may vary depending on sampling error. IC=In-control QC parameter, NC=Non-controlled QC parameter, ND=Not Detected, NA=Not Analyzed, ppm=Parts Per Million, ppb=Parts Per Billion. Limit of Detection (LoD) and Limit Of Quantitation (LoQ) are terms used to describe the smallest concentration that can be reliably measured by an analytical procedure. RPD=Reproducibility of two measurements. Action Levels are State determined thresholds for human safety for consumption and/or inhalation. The result >99% are variable based on uncertainty of measurement (UM) for the analyte. The UM error is available from the lab upon request. The "Decision Rule" for the pass/fail does not include the UM. The limits are based on F.S. Rule 64-4.310.

Sue Ferguson

Lab Director

State License # n/a
ISO Accreditation #
17025:2017



Signature

12/02/21

Signed On